



Acme Sanitary Ware Co. Ltd.

1/F, Acme Building, 22-28 Nanking Street, Kowloon, Hong Kong

Tel: 2388 7171 Fax: 2710 8012


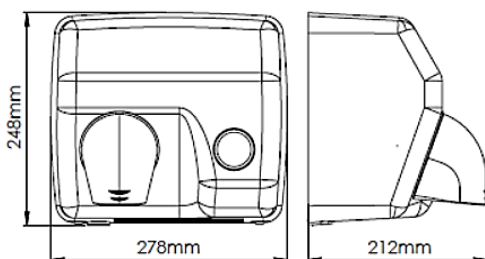





Email: acme@acmesanitary.com.hk

Website: www.acmesanitary.com.hk

Since 1949

PROJECT		REF		REV	ITEM CODE	
LOCATION		DATE			PAGE	

SANITARY WARE SPECIFICATION SHEET

Item Descriptions	Mediclinics "Saniflow®" (Spain) Steel wall-mounted push-button hand dryer with rotating nozzle in white enamelled coating finish	Illustration/ Drawing 																																
Dimensions	L278 x W212 x H248 mm																																	
Model	E88																																	
Material/ Finish	Steel / White Enamelled Coating Finish																																	
Manufacturer	Mediclinics, S.A. (Spain)																																	
Supplier	Acme Sanitary Ware Co. Ltd Mr. Eric Wong/ Mr. Don Yuen																																	
Contact Tel/Fax	(852) 2388-7171 / (852) 2710-8012	Technical Specifications: <table><tr><td>Voltage</td><td>220- 240 V</td></tr><tr><td>Frequency</td><td>50/60 Hz</td></tr><tr><td>Electrical Isolation</td><td>Class I</td></tr><tr><td>Total power</td><td>2,250 W</td></tr><tr><td>Consumption</td><td>10 A</td></tr><tr><td>Motor power</td><td>250 W</td></tr><tr><td>Rpm</td><td>5,500</td></tr><tr><td>Heating element power</td><td>2,000 W</td></tr><tr><td>Dimensions</td><td>248x278x212 mm</td></tr><tr><td>Weight</td><td>5.9 Kg</td></tr><tr><td>Cover thickness</td><td>1.5 mm</td></tr><tr><td>Drying time</td><td>29 sec.</td></tr><tr><td>Air velocity</td><td>100 Km/h</td></tr><tr><td>Air temperature (10 cm distance/21°C)</td><td>50 °C</td></tr><tr><td>Sound pressure ^(*) (at 2m)</td><td>68 dBA</td></tr><tr><td>Protection rating</td><td>IP23</td></tr></table> <p>(*) According to UNE EN ISO 11201:2010 V2 standard.</p>	Voltage	220- 240 V	Frequency	50/60 Hz	Electrical Isolation	Class I	Total power	2,250 W	Consumption	10 A	Motor power	250 W	Rpm	5,500	Heating element power	2,000 W	Dimensions	248x278x212 mm	Weight	5.9 Kg	Cover thickness	1.5 mm	Drying time	29 sec.	Air velocity	100 Km/h	Air temperature (10 cm distance/21°C)	50 °C	Sound pressure ^(*) (at 2m)	68 dBA	Protection rating	IP23
Voltage	220- 240 V																																	
Frequency	50/60 Hz																																	
Electrical Isolation	Class I																																	
Total power	2,250 W																																	
Consumption	10 A																																	
Motor power	250 W																																	
Rpm	5,500																																	
Heating element power	2,000 W																																	
Dimensions	248x278x212 mm																																	
Weight	5.9 Kg																																	
Cover thickness	1.5 mm																																	
Drying time	29 sec.																																	
Air velocity	100 Km/h																																	
Air temperature (10 cm distance/21°C)	50 °C																																	
Sound pressure ^(*) (at 2m)	68 dBA																																	
Protection rating	IP23																																	
E-mail	acme@acmesanitary.com.hk																																	
Website	www.acmesanitary.com.hk																																	
General description <ul style="list-style-type: none">Saniflow® push-button hand dryer is the rotating nozzle dryer that is most widely used in the world, regardless of the location to be fitted.These machines also feature easy maintenance, low noise levels and a high level of user safety. Together with an accurate design of components, SANIFLOW dryers boast the most powerful airflow in the world, which, combined with a comfortable drying temperature, reduces drying times to a minimum.With a 1,5 mm. thick steel cover, these hand dryers are available in 5 different finishes (white or black enameled coating, bright, satin and gold plated). These hand dryers are ideal for Heavy traffic Bathrooms.Thus, these are proven models with a long durability and complete reliability, with anti-vandalism features and designed to be installed in high traffic of people such as airports, large hotels, sport centers, large recreational areas and large official organizations, among																																		
Components & materials: <ul style="list-style-type: none">E88: 1,5 mm. thick steel cover, white enamelled coating finish.E88B: 1,5 mm. thick steel cover, matte black finished.E88C: 1,5 mm. thick steel cover, bright finish.E88CS: 1,5 mm. thick steel cover, satin finish.E88O: 1,5 mm. thick steel cover, gold plated finish.One-piece steel cover fixed to the base by means of 2 vandal-proof lock screws and lock with special Saniflow ® wrench.																																		
 E88 White enamelled coating finish  E88B Matte black finish  E88C Bright chrome finish  E88CS Satin chrome finish  E88O Gold plated finish																																		

Note:



* All information of the above is for the reference only. No prior notice is made if any changes.

Source: Mediclinics.



Acme Sanitary Ware Co. Ltd.

1/F, Acme Building, 22-28 Nanking Street, Kowloon, Hong Kong

Tel: 2388 7171 Fax: 2710 8012

Email: acme@acmesanitary.com.hk

Website: www.acmesanitary.com.hk

Since 1949

PROJECT		REF		REV	ITEM CODE	
LOCATION		DATE			PAGE	

SANITARY WARE SPECIFICATION SHEET

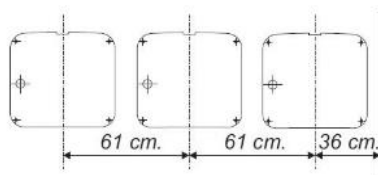
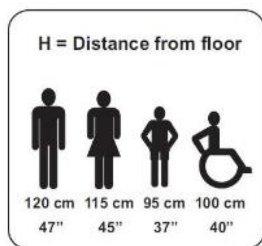
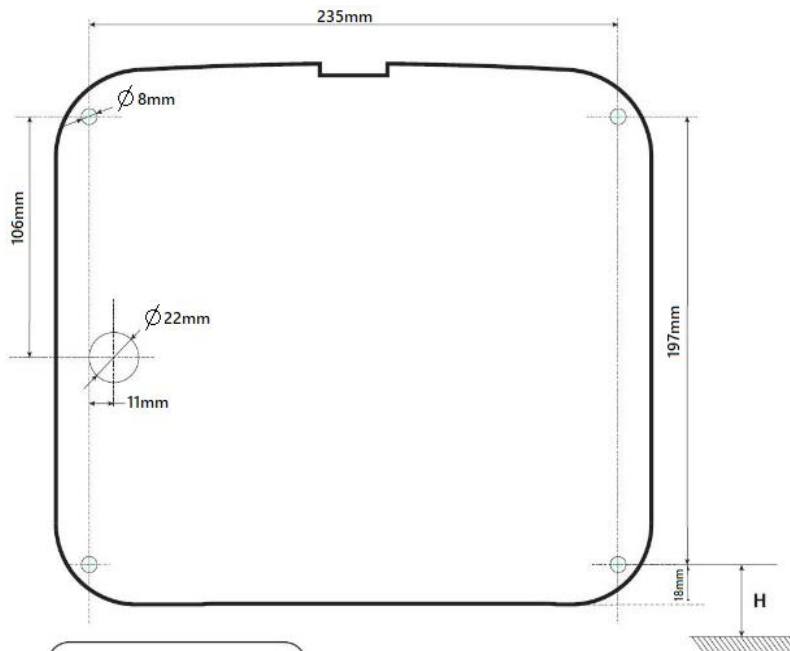
Components & materials:

- Base in aluminium, 3 mm thick, with 4 Ø 8 mm holes for wall mounting.
- Fire resistant plastic UL 94-VO fan scroll.
- Universal brush motor, 5.500 rpm, F class, which includes a safety thermal cut-off.
- Aluminium centrifugal double symmetrical inlet fan wheel.
- Waved wire NiCr heating element on a mica frame that incorporates a thermal cut-off.
- 360° Nozzle in chrome plated Zamak.
- Push-button in chrome plated Zamak, that activates an electromechanic timer with a 35 second cycle.
- 4 silent blocks to eliminate vibrations.

Operation

Press the push-button to initiate the drying process, place the hands under the rotating nozzle into the air outlet and rub them together. The dryer will go on with no interruption for 35 seconds.

Mounting (Recommended heights distance from the floor)



Maintenance videos



Cover removal :

<https://youtu.be/g11Sp78bipo>

Timer replacement :

<https://youtu.be/nPgHIV1dTQc>

Motor replacement :

https://youtu.be/zOFdX_Qaqio

Carbon Brushes Replacement :

<https://youtu.be/uSUzID0U0UU>

Heating element replacement :

<https://youtu.be/yPEj3KI51Rw>

Fan wheel replacement :

https://youtu.be/fiJZzdod_Us

Note:

* All information of the above is for the reference only. No prior notice is made if any changes.



Source: Mediclinics



Acme Sanitary Ware Co Ltd

Acme Building, 22-28 Nanking Street, Kowloon, Hong Kong


Tel: 2388 7171 Fax: 2710 8012

E-mail: acme@acmesanitary.com.hk

Website: www.acmesanitaryware.com.hk

HAND DRYERS

Table

	MODEL	OPERATION		DIMENSIONS (mm)	Ionizer	HEPA filter media	Drain Pipe	ADJUSTABLE POWER	MOTOR			TRAFFIC FREQUENCY						
		manual	sensor						induction	brush	brushless	HIGH	MEDIUM	LOW				
	dualflow ^{plus}														dualflow ^{plus}			
	M24A		●	L320xD228xH665	✱	●	✱				●	●						
	M24AB		●		✱	●	✱				●	●						
	M24ACS		●		✱	●	✱				●	●						
	M14A		●		✱	●	✱	●		●		●						
	M14AB		●		✱	●	✱	●		●		●						
	M14ACS		●		✱	●	✱	●		●		●						
	machflow ^{plus} / machflow														machflow ^{plus} / machflow			
	M19A		●	L213xD170xH330	✱	✱		●			●	●						
	M19AB		●		✱	✱		●			●	●						
	M19AC		●		✱	✱		●			●	●						
	M19ACS		●		✱	✱		●			●	●						
	M09A		●		✱	✱		●	●			●						
	M09AB		●		✱	✱		●	●			●						
	M09AC		●		✱	✱		●	●			●						
	M09ACS		●		✱	✱		●	●			●						
	speedflow ^{plus} / speedflow														speedflow ^{plus} / speedflow			
	M17A		●	L290xD100xH270 (INSIDE CABINET)	✱	●		●		●		●						
	M17AB		●		✱	●		●		●		●						
	M17AC		●		✱	●		●		●		●						
	M17ACS		●		✱	●		●		●		●						
	M17AF		●		✱	●		●		●		●						
	M06A		●					●		●		●						
	M06AB		●					●		●		●						
	M06AC		●					●		●		●						
	M06ACS		●					●		●		●						
	M06AF		●					●		●		●						
		soniflow ⁺														soniflow ⁺		
E05		●		L276xD214xH245						●		●						
E05B		●								●		●						
E05C		●								●		●						
E05CS		●								●		●						
E85		●		L282xD215xH255						●		●						
E88		●								●		●						
E88B		●		L278xD212xH248						●		●						
E88C		●								●		●						
E88CS		●								●		●						
E88O		●								●		●						
E05A			●		L276xD214xH245	●					●		●					
E05AB			●			●					●		●					
E05AC			●	●						●		●						
E05ACS			●	●						●		●						
		E85A		●	L282xD215xH255	●					●		●					
	E88A		●	●						●		●						
	E88AB		●	L278xD212xH248	●					●		●						
	E88AC		●		●					●		●						
	E88ACS		●		●					●		●						
	E88AO		●		●					●		●						
		mediflow ⁺														mediflow ⁺		
		M02A		●	L275xD164xH325	●					●		●					
M02AB			●	●						●		●						
M02AC			●	●						●		●						
M02ACS			●	●						●		●						
M03A			●	●						●		●						
M03AB			●	●						●		●						
M03AC			●	●						●		●						
M03ACS			●	●						●		●						
	optima														optima			
	M99A		●	L260xD150xH302	●				●			●						
	M99AC		●		●				●			●						
	M99ACS		●		●				●			●						
	juniorplus														juniorplus			
	M88APLUS		●	L253xD150xH303	●				●			●						
	M88PLUS	●		L253xD153xH303					●			●						
	smartflow ⁺														smartflow ⁺			
	M04A		●	L147xD138xH259	●					●				●				
	M04AC		●		●					●				●				
	M04ACS		●		●					●				●				

✱ Optional